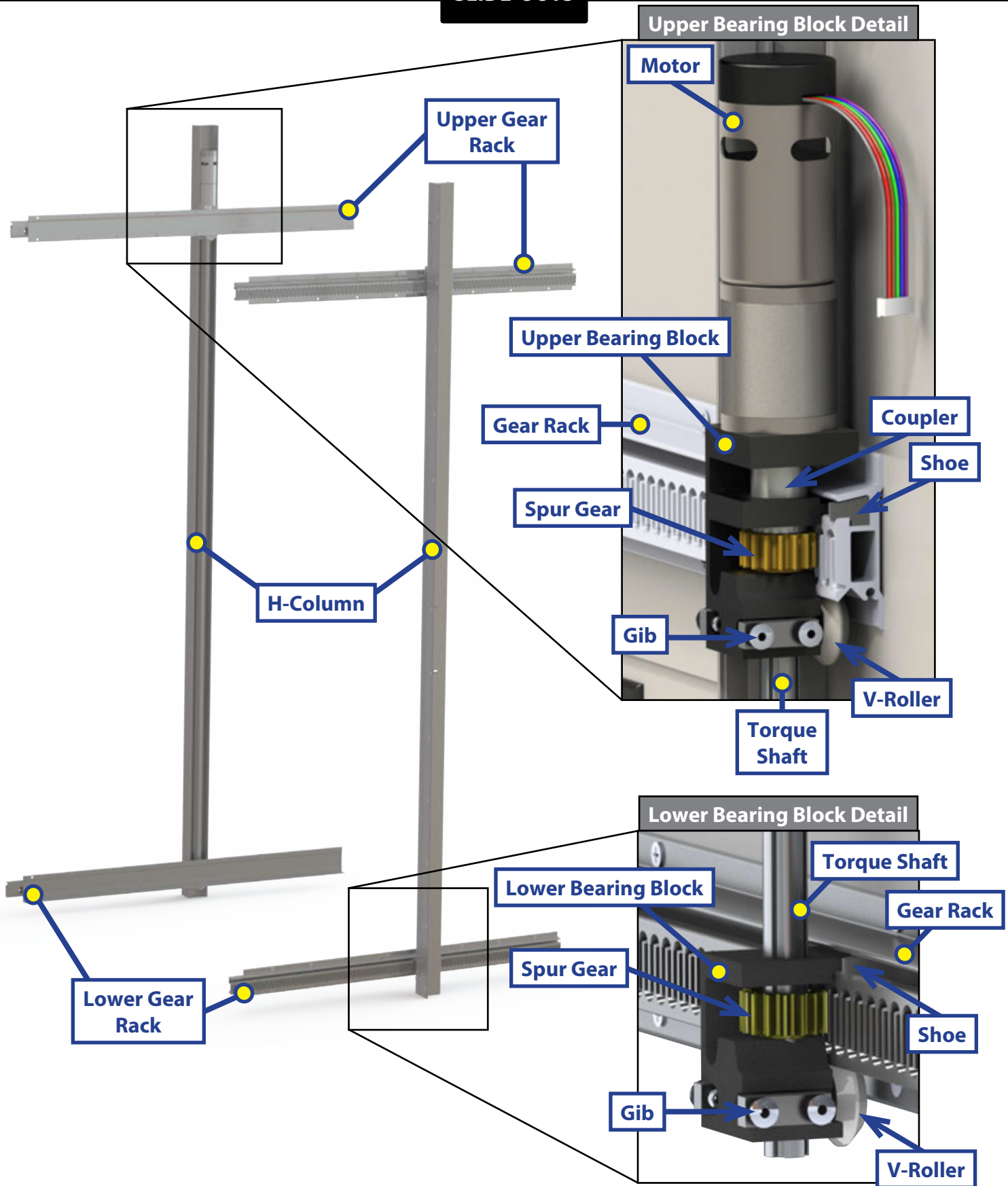




IN-WALL™ SLIDE-OUT ASSEMBLY

SLIDE-OUTS



IN-WALL™ SLIDE-OUT CONTROLLERS

SLIDE-OUTS

Rev B



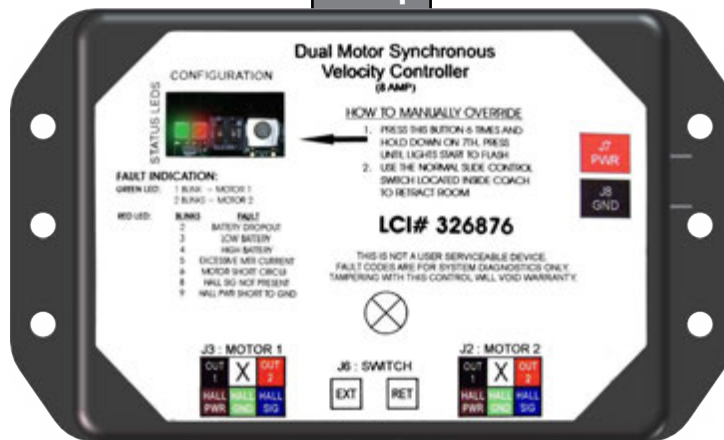
Rev C-1



Rev C-2



8 Amp



Part #	Description
211852 - Rev B, Rev C-1, Rev C-2	Dual Motor Synchronous Velocity Slide Controller
326876 - 8 amp	Dual Motor Synchronous Velocity Slide Controller NOTE: This controller will not replace other controller versions.



IN-WALL™ SLIDE-OUT MOTORS

SLIDE-OUTS

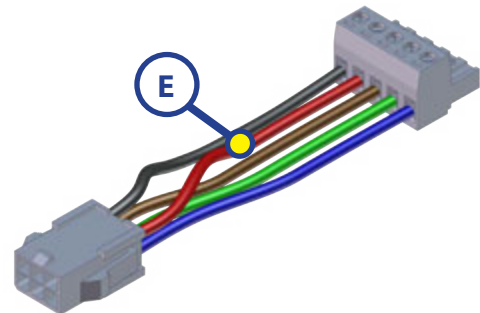
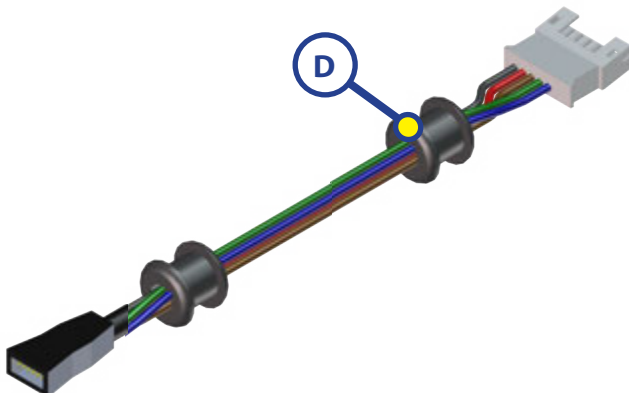





Callout	Part #	Description
A	229466	Motor
B	287298	Motor, High Torque 500:1
C	236575	Motor, 300:1
D	-	Obsolete (Replace with 236575)



IN-WALL™ SLIDE-OUT COMPONENTS

SLIDE-OUTS



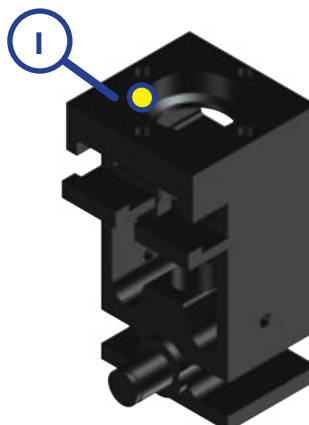
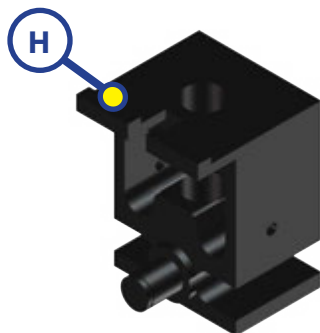
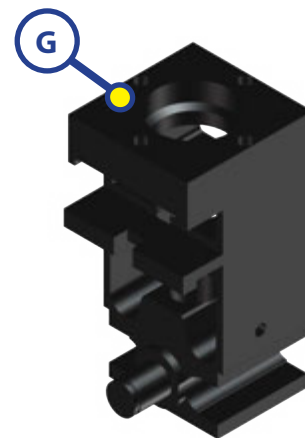

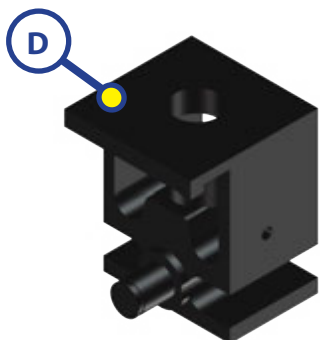

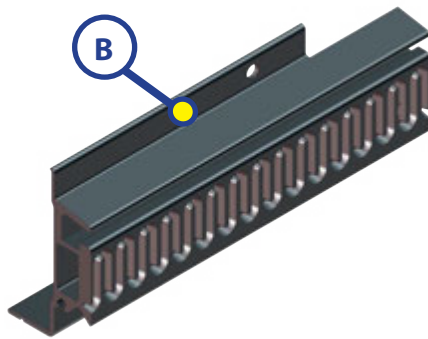
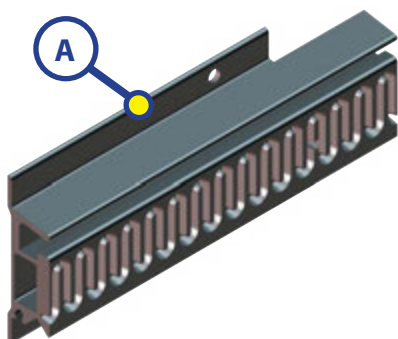
Callout	Part #	Description
A	238744	5 ft. Controller to Motor Harness
	238990	10 ft. Controller to Motor Harness
	247768	15 ft. Controller to Motor Harness
	229755	20 ft. Controller to Motor Harness
	238991	25 ft. Controller to Motor Harness
	229756	30 ft. Controller to Motor Harness
	238992	35 ft. Controller to Motor Harness
B	229758	Harness Connectors 5 Wires
C	229759	Harness Connectors 3 Wires
D	241834	5 ft. Interconnect Harness
	241835	6 ft. Interconnect Harness
	241836	8 ft. Interconnect Harness
E	258760	Slide Controller 6" Pigtail Harness (For use with B and C-1 Controllers with (A) harness)



LIPPERT
COMPONENTS

IN-WALL™ SLIDE-OUT COMPONENTS

SLIDE-OUTS

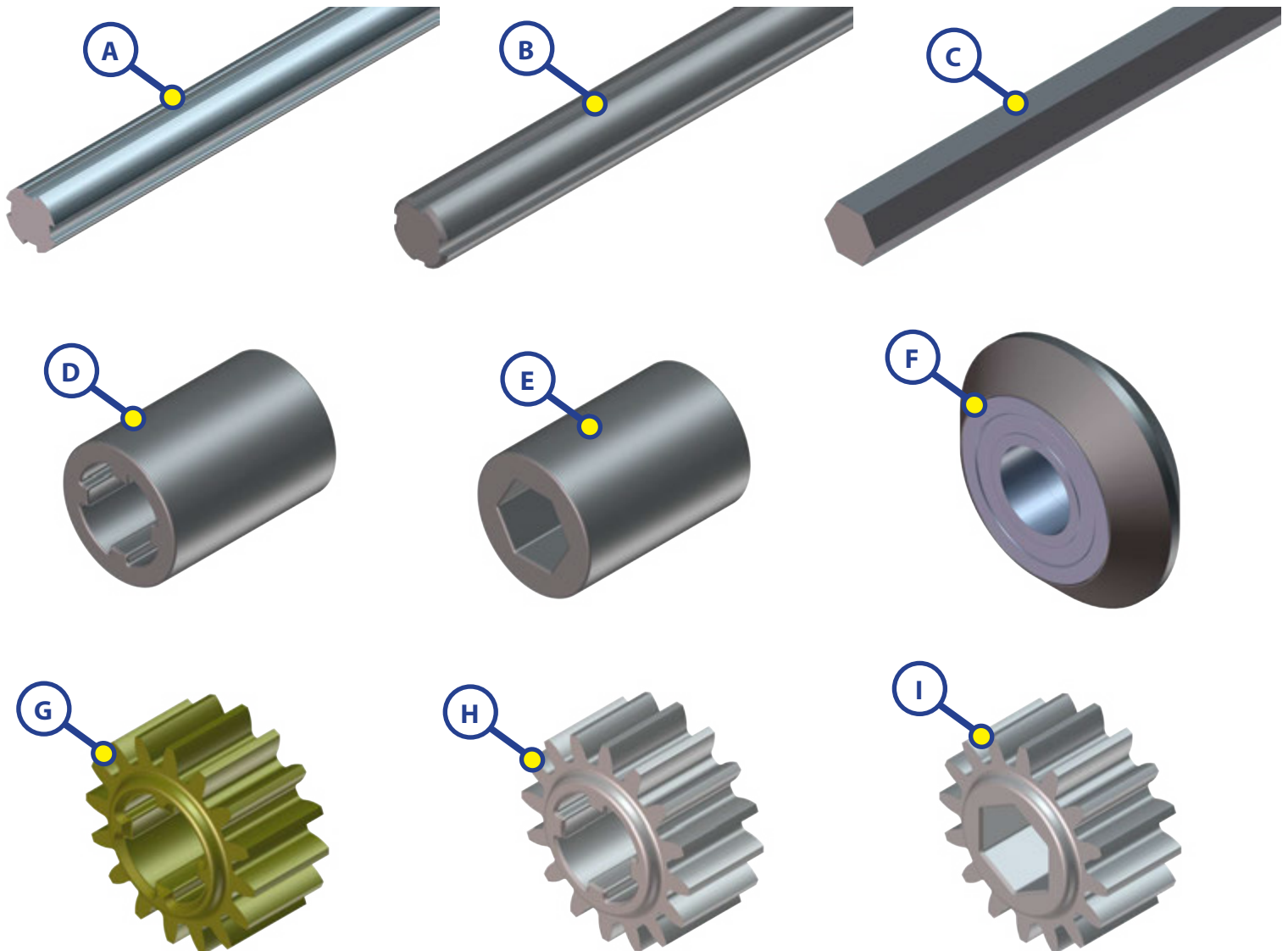


Callout	Part #	Description
A	*See Note	Upper Gear Rack
B	*See Note	Lower Gear Rack
C	*See Note	H-Column, Black
	*See Note	H-Column, White
D	*See Note	Lower Bearing Block
E	*See Note	Upper Bearing Block
F	*See Note	Lower Bearing Block (Hex Shaft)
G	*See Note	Upper Bearing Block (Hex Shaft)
H	*See Note	Lower Bearing Block (Steel Shaft)
I	*See Note	Upper Bearing Block (Steel Shaft)
NOTE: *Parts shown for reference only. The part is not available for individual replacement.		



IN-WALL™ SLIDE-OUT COMPONENTS

SLIDE-OUTS

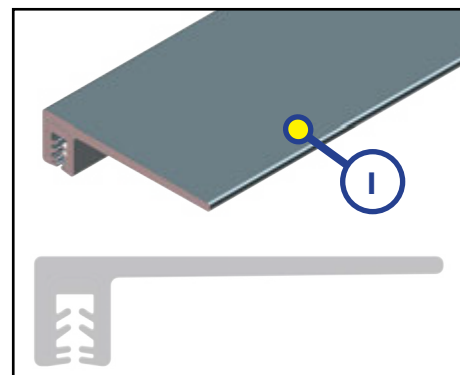
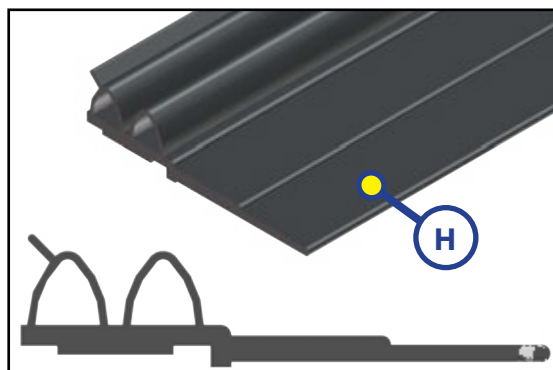
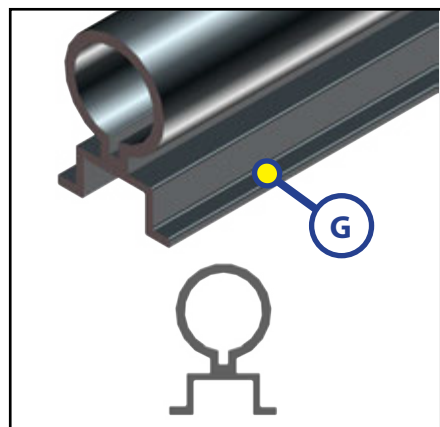

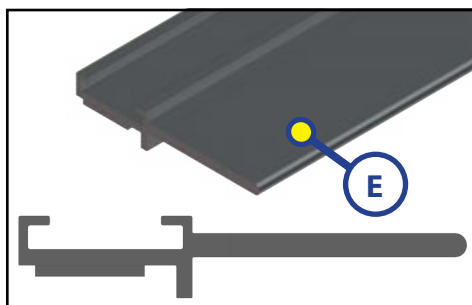

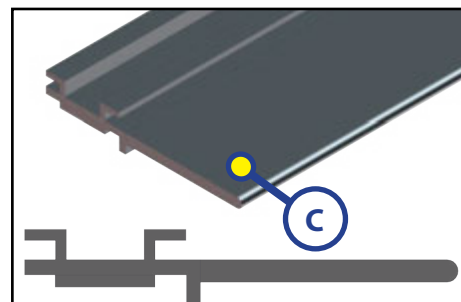
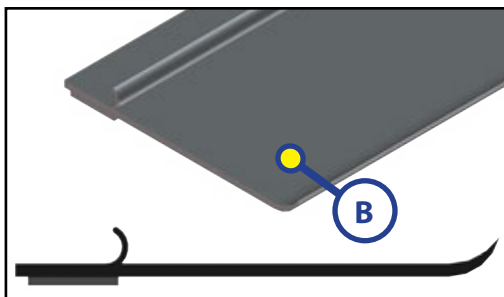
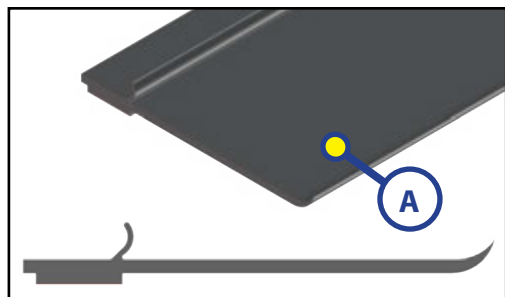


Callout	Part #	Description
A	*See Note	Aluminum Torque Shaft
B	*See Note	Steel Torque Shaft
C	*See Note	Hex Torque Shaft
D	238461	Coupler - Old Style (for 229466 Motor)
	238461	Coupler - New Style (for 236575 Motor)
E	285083	Hex Coupler
F	*See Note	V-Roller Assembly
G	*See Note	Spur Gear
H	*See Note	Copper Infused Spur Gear
I	*See Note	Hex Spur Gear
NOTE: *Parts shown for reference only. The part is not available for individual replacement.		



IN-WALL™ SLIDE-OUT COMPONENTS

SLIDE-OUTS



Callout	Part #	Description	Measurements
A	156603	Seal	1" X 2 21/32" X 5/64"
B	132733	Sweep Seal	2 43/64" X 1/16"
C	239667	EK Design Flap	1 1/4"
D	240410	Flat Side Wiper	1 1/4"
E	240448	KE Black Single Wiper with Leg	1 1/4"
F	260406	EK Black Slide on D-Seal	-
G	240449	KE Black Slide on Bulb Seal	-
H	253344	Winnebago Double Bulb Seal	-
I	300614	Slide-out Seal	144"

This manual has been provided courtesy of
My RV Works, Inc.

www.myrvworks.com



You can find more RV service manuals here:

www.myrvworks.com/manuals

Over the years of running a mobile RV repair service, having a dedicated place to access service manuals for all the different appliances and components found on RVs was something that I always had a desire to create.

I hope this resource makes your RV repairs easier, as it has mine, but please be careful and follow proper safety practices when attempting to repair your own RV.

If in doubt, please consult with a professional RV technician!



DARREN KOEPP - OWNER, MY RV WORKS, INC.

All service manuals provided on www.myrvworks.com are believed to be released for distribution and/or in the public domain.